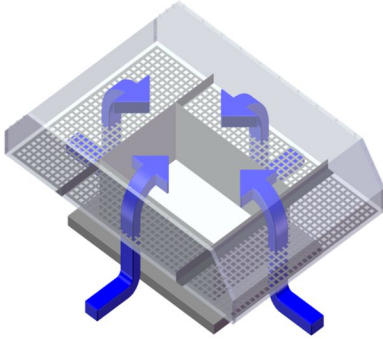




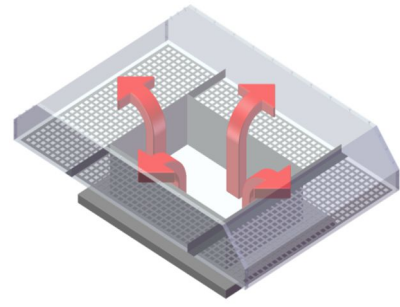
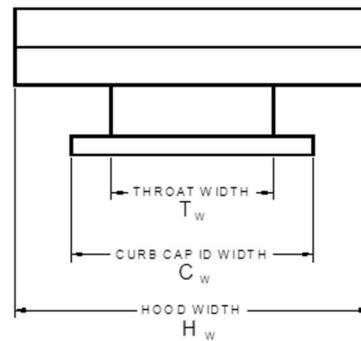
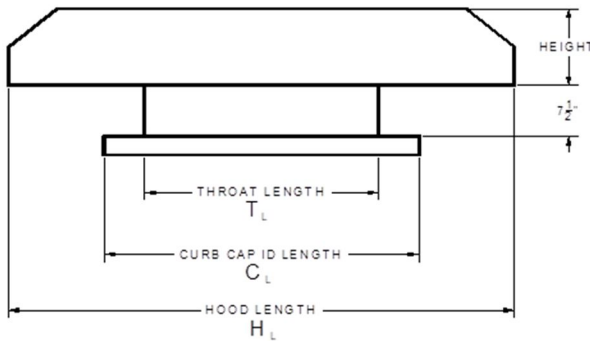
STANDARD CONSTRUCTION	
MATERIAL:	GALVANIZED STEEL 18 GA ( ALUMINUM OPTIONAL)
HOOD SEAMS:	STANDING SEAMS AND SNAP-LOCK SEAMS ASSEMBLED WITH SELF-SEALING FASTENERS
BASE:	BOLTED CONSTRUCTION
ROOF:	ANTI-CONDENSATE COATING ON ROOF TO PREVENT CONDENSATION
SCREEN:	0.051 FLATTENED EXPANDED METAL
FINISH:	MILL

AVAILABLE ACCESORIES	
•	1/2" x 1/2" INTER CRIMPED ALUMINUM
•	ALUMINUM CONSTRUCTION
•	SATIN COAT STEEL
•	BACK DRAFT DAMPERS
•	FILTER RACKS
•	1" ROOF INSULATION
•	HINGED TOP

**GV-I : INTAKE**  
**INTAKE VENTILATOR RATIO**  
 2:1 - OPEN HOOD AREA : THROAT AREA



**GV-E : EXHAUST**  
**EXHAUST VENTILATOR RATIO**  
 1:1 - OPEN HOOD AREA : THROAT AREA

TAG	QTY.	INTAKE/ EXHAUST	THROAT LENGTH	THROAT WIDTH	VOLUMETRIC FLOW RATE	ACCESORIE

PROJECT NAME:		ENGINEER:	
CONTRACTOR:		SUBMITTAL DATE:	



### FILTER INTAKE HOOD SIZES

THROAT SIZES SQUARE	CURB CAP SQUARE	HOOD SIZE	NUMBER & SIZE OF FILTER REQUIRED	FILTER AREA SQ.FT.	MAXIMUM CFM	
					350FPM	550FPM
26	31.5	56X76	10 @ 25X14	22.97	8039	12633
34	39.5	72X72	12 @ 18X18	25.52	8932	14036
38	43.5	90X80	8 @ 25X20, 4 @ 20X20	37.10	12986	20407
44	49.5	96X96	16 @ 25X16, 2 @ 25X14	46.79	16376	25734
48	53.5	114X120	24 @ 20X16, 8 @ 25X18	74.19	25968	40807
56	61.5	108X156	12 @ 25X25, 8 @ 25X20, 2 @ 25X18	82.52	28881	45385
62	67.5	114X162	16 @ 25X20, 8 @ 25X25, 4 @ 25X14	95.62	33466	52590

**FILTER RACKS ARE MADE FOR 2" FILTERS**